

SPECIFICATIONS

Size	Metric	British
Max.Working Height A	6.70m	22ft
Max.Platform Height B	4.70m	15ft 5in
Overall Length C	1.45m	4ft 9in
Overall Width D	0.76m	2ft 6in
Overall Height E	1.99m	6ft 6in
Platform Size(Length/Width)	1.00m×0.76m	3ft 3in×2ft 6in
Platform Extension Size	0.50m	1ft 8in
Ground Clearance(Stowed/Raised)	0.06m/0.014m	2in/1in
Wheelbase F	1.21m	4ft
Turning Radius(Inside/Outside)	0.60m/1.80m	2ft/5ft 11in
Tyres	Φ230×80mm	Φ230×80mm

Performance

S.W.L	200kg	440lb
S.W.L On Extension	113kg	249lb
Max. Occupants	1	1
Gradeability	25%	25%
Travel Speed(Stowed)	3.6km/h	2.20mph
Travel Speed(Raised)	0.5km/h	0.31mph
Max. Working Slope	X-1.5°/Y-3°	X-1.5°/Y-3°
Up/Down Speed	28/28sec	28/28sec

Weight

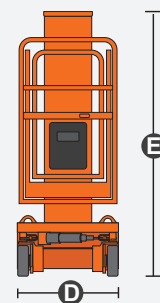
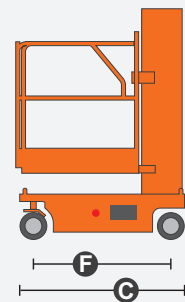
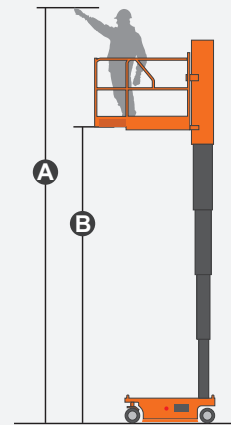
Weight	990kg	2182lb
--------	-------	--------

Power

Battery	2×12V/115Ah	2×12V/115Ah
Charger	24VDC/15A	24VDC/15A
Drive Motor	2×24VAC/0.68kW	2×24VAC/0.68kW
Lifting Motor	24VDC/1.40kW	24VDC/1.40kW



HYDRAULIC OIL FREE



FEATURES

Standard Items

- Proportional Joystick Controls
- Self-Locking Gates
- One-Way Platform Extension Deck
- Drivable At Full Height
- Non-Marking Tires
- Two-Wheel Drive
- Two-Wheel Steering
- Automatic Braking System
- Emergency Descent System
- Fault Diagnosis System
- Tilt Alarm
- Motion Alarm
- Horn
- Hour Meter
- Standard Transport Forklift Holes
- Charging Protection System
- Flashing LED Beacon
- Automatic Pothole Protection
- Drive Enable
- Charging Indicator
- Manual Brake Release
- Lanyard Attachment Point
- Tie-Down And Lifting Points
- Platform Load Sense System
- Emergency Stop Button

