

# Aerial Work Platforms

## AWP™ Super Series™

### Specifications

Model	AWP-20S		AWP-25S		AWP-30S	
Measurements	Metric	US	Metric	US	Metric	US
Working height*	8.12 m	26 ft 1 in	9.57 m	30 ft 10 in	11 m	35 ft 6 in
Platform height	6.12 m	20 ft 1 in	7.57 m	24 ft 10 in	9 m	29 ft 6 in
<b>A</b> Height - stowed (Standard)	1.98 m	6 ft 6 in	1.98 m	6 ft 6 in	1.98 m	6 ft 6 in
<b>B</b> tilted back** (Standard)	-	-	-	-	-	-
<b>C</b> Length - stowed (Standard)	1.24 m	4 ft 1 in	1.31 m	4 ft 3.5 in	1.35 m	4 ft 5 in
<b>D</b> tilted back**	-	-	-	-	-	-
<b>E</b> Width (Standard)	0.74 m	2 ft 5 in	0.74 m	2 ft 5 in	0.74 m	2 ft 5 in

### Productivity

Lift capacity	159 kg	350 lbs	159 kg	350 lbs	159 kg	350 lbs
<b>A</b> <b>A</b> Outrigger footprint (l/w) (Standard)	1.55 x 1.35 m	5 ft 1 in x 4 ft 5 in	1.75 x 1.55 m	5 ft 9 in x 5 ft 1 in	1.93 x 1.73 m	6 ft 4 in x 5 ft 8 in
<b>A</b> Corner access*** (Standard)	0.38 m	1 ft 3 in	0.48 m	1 ft 7 in	0.56 m	1 ft 10 in
<b>A</b> <b>A</b> Wall access front/side (Standard)	0.15 x 0.33 m	6 in x 1 ft 1 in	0.18 x 0.43 m	7 in x 1 ft 5 in	0.20 x 0.53 m	8 in x 1 ft 9 in
Platform Dimensions: (l/w/h)						
Standard	0.69 x 0.66 x 1.14 m	27 x 26 x 44.75 in	0.69 x 0.66 x 1.14 m	27 x 26 x 44.75 in	0.69 x 0.66 x 1.14 m	27 x 26 x 44.75 in

### Power

Power source - AC or DC models	12V DC / 240/50 Hz AC	12V DC / 240/50 Hz AC	12V DC / 240/50 Hz AC
--------------------------------	-----------------------	-----------------------	-----------------------

### Weight\*\*\*

AC models (Standard)	307 kg	677 lbs	330 kg	727 lbs	352 kg	777 lbs
DC models (Standard)	347 kg	766 lbs	371 kg	817 lbs	393 kg	867 lbs

### Standards Compliance

ANSI A92.3, CSA B354.1, CE Compliance, AS 1418.10

Model	AWP-36S		AWP-40S	
Measurements	Metric	US	Metric	US
Working height*	13.10 m	42 ft 5 in	14.29 m	46 ft 4 in
Platform height	11.10 m	36 ft 5 in	12.29 m	40 ft 4 in
<b>A</b> Height - stowed (Standard)	2.78 m	9 ft 1.5 in	2.78 m	9 ft 1.5 in
<b>B</b> tilted back** (Standard)	1.92 m	6 ft 3.5 in	1.98 m	6 ft 6 in
<b>C</b> Length - stowed (Standard)	1.40 m	4 ft 7 in	1.42 m	4 ft 8 in
<b>D</b> tilted back**	2.97 m	9 ft 9 in	2.97 m	9 ft 9 in
<b>E</b> Width (Standard)	0.74 m	2 ft 5 in	0.74 m	2 ft 5 in

### Productivity

Lift capacity	159 kg	350 lbs	136 kg	300 lbs
<b>A</b> <b>A</b> Outrigger footprint (l/w) (Standard)	2.12 x 1.91 m	6 ft 11 in x 6 ft 3 in	2.26 x 2.06 m	7 ft 5 in x 6 ft 9 in
<b>A</b> Corner access*** (Standard)	0.74 m	2 ft 5 in	0.79 m	2 ft 7 in
<b>A</b> <b>A</b> Wall access front/side (Standard)	0.36 x 0.64 m	1 ft 2 in x 2 ft 1 in	0.38 x 0.71 m	1 ft 3 in x 2 ft 4 in
Platform Dimensions: (l/w/h)				
Standard	0.69 x 0.66 x 1.14 m	27 x 26 x 44.75 in	0.69 x 0.66 x 1.14 m	27 x 26 x 44.75 in

### Power

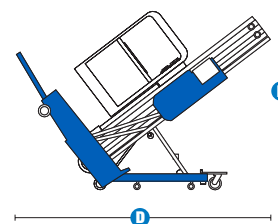
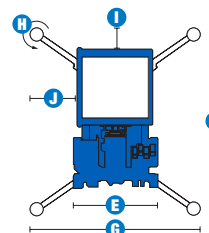
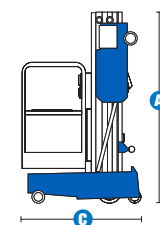
Power source - AC or DC models	12V DC / 240/50 Hz AC	12V DC / 240/50 Hz AC
--------------------------------	-----------------------	-----------------------

### Weight\*\*\*

AC models (Standard)	461 kg	1,017 lbs	472 kg	1,040 lbs
DC models (Standard)	502 kg	1,107 lbs	513 kg	1,130 lbs

### Standards Compliance

ANSI A92.3, CSA B354.1, CE Compliance, AS 1418.10



\* The metric equivalent of working height adds 2 m to platform height. U.S. adds 6 ft to platform height.

\*\* Tilt back height with standard platform. For tilt back height with other platforms, please contact your sales representative.

\*\*\* Corner of platform top rail to corner of wall with ability to rotate leveling jack handle.

## Aerial Work Platforms

### AWP™ Super Series™

#### Features

##### Standard Features

###### Measurements

###### AWP™-20S

- 8.12 m (26 ft 1 in) working height
- 6.12 m (20 ft 1 in) platform height
- 0.74 m (2 ft 5 in) standard base width
- Up to 159 kg (350 lbs) lift capacity

###### AWP™-25S

- 9.57 m (30 ft 10 in) working height
- 7.57 m (24 ft 10 in) platform height
- 0.74 m (2 ft 5 in) standard base width
- Up to 159 kg (350 lbs) lift capacity

###### AWP™-30S

- 11.02 m (35 ft 6 in) working height
- 9.02 m (29 ft 6 in) platform height
- 0.74 m (2 ft 5 in) standard base width
- Up to 159 kg (350 lbs) lift capacity

###### AWP™-36S

- 13.10 m (42 ft 5 in) working height
- 11.10 m (36 ft 5 in) platform height
- 0.74 m (2 ft 5 in) standard base width
- Up to 159 kg (350 lbs) lift capacity

###### AWP™-40S

- 14.29 m (46 ft 4 in) working height
- 12.29 m (40 ft 4 in) platform height
- 0.74 m (2 ft 5 in) standard base width
- Up to 136 kg (300 lbs) lift capacity

###### Productivity

- Standard base
- Sliding mid-rail standard platform
- Auxiliary platform lowering
- Most rigid mast in the industry
- Rocker base system for manoeuvrability
- Tilt back frame (standard on AWP-36, -40)
- Easily rolls through standard doorways
- Dual activated up/down switch
- Small outrigger footprints
- Outrigger storage sockets
- Easy loading in utes
- Tie down attachment points
- Overhead crane attachment point
- Wide forklift pockets
- Rear access forklift pocket
- LED lights confirm proper set-up
- Operational warning light and descent alarm package

###### Power

- AC power 240 V / 500 Hz
- DC power 12V battery with worldwide automatic "smart" charging system

##### Options & Accessories

###### Productivity

- Gated standard platform
- Tool tray
- Fluorescent tube caddy
- Platform locating laser light
- AC power to platform

###### Power Option

- Air motor power 1.1 kW (1.5 hp) (AWP-30 only)

