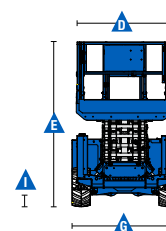
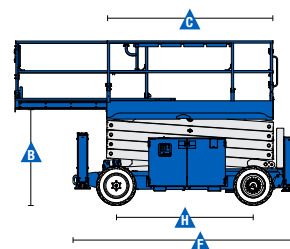


Self-Propelled Scissor Lifts

GS™ -2669 RT, GS-3369 RT, GS-4069 RT

Specifications

Models	GS-2669 RT		GS-3369 RT		GS-4069 RT	
Measurements	Metric	US	Metric	US	Metric	US
Working height maximum*	9.70 m	31 ft 3 in	11.75 m	38 ft	14.12 m	45 ft 9 in
A Platform height maximum	7.70 m	25 ft 3 in	9.75 m	32 ft	12.12 m	39 ft 9 in
Drive height	7.70 m	25 ft 3 in	9.75 m	32 ft	12.12 m	39 ft 9 in
B Platform height - stowed	1.47 m	4 ft 10 in	1.47 m	4 ft 10 in	1.65 m	5 ft 5 in
C Platform length - outside	2.79 m	9 ft 2 in	2.79 m	9 ft 2 in	2.79 m	9 ft 2 in
extended	4.32 m	14 ft 2 in	4.32 m	14 ft 2 in	4.32 m	14 ft 2 in
Slide-out platform extension deck	1.52 m	5 ft	1.52 m	5 ft	1.52 m	5 ft
D Platform width - outside	1.60 m	5 ft 3 in	1.60 m	5 ft 3 in	1.60 m	5 ft 3 in
Toeboard height	0.15 m	6 in	0.15 m	6 in	0.15 m	6 in
E Height - stowed**	2.59 m	8 ft 6 in	2.59 m	8 ft 6 in	2.74 m	9 ft
rails lowered	1.92 m	6 ft 3.5 in	1.92 m	6 ft 3.5 in	2.08 m	6 ft 10 in
F Length - stowed	3.76 m	12 ft 4 in	3.76 m	12 ft 4 in	3.76 m	12 ft 4 in
platform extended	4.81 m	15 ft 9.5 in	4.81 m	15 ft 9.5 in	4.81 m	15 ft 9.5 in
with outriggers	3.76 m	12 ft 4 in	3.76 m	12 ft 4 in	3.76 m	12 ft 4 in
G Width	1.75 m	5 ft 9 in	1.75 m	5 ft 9 in	1.75 m	5 ft 9 in
H Wheelbase	2.29 m	7 ft 6 in	2.29 m	7 ft 6 in	2.29 m	7 ft 6 in
I Ground clearance - center	0.24 m	9.5 in	0.24 m	9.5 in	0.24 m	9.5 in



Productivity

Maximum platform occupancy***	4		4		3	
Lift capacity	680 kg	1,500 lbs	454 kg	1,000 lbs	363 kg	800 lbs
Extension deck capacity	136 kg	300 lbs	136 kg	300 lbs	136 kg	300 lbs
Drive speed - stowed	5.6 km/h	3.5 mph	5.6 km/h	3.5 mph	5.6 km/h	3.5 mph
Drive speed - raised	0.5 km/h	0.3 mph	0.5 km/h	0.3 mph	0.5 km/h	0.3 mph
Gradeability - stowed****	35%		30%		30%	
Maximum outrigger leveling:	front/back uphill		5.3° / 4.2°			
	side to side		11.7°			
Turning radius - inside	2.11 m	83 in	2.11 m	83 in	2.11 m	83 in
Turning radius - outside	4.6 m	181.2 in	4.6 m	181.2 in	4.6 m	181.2 in
Raise/lower speed	36/33 sec		42/28 sec		69/46 sec	
Controls	proportional					
Drive	four wheel					
Tyres - rough terrain	30x66 cm	12x26 in	30x66 cm	12x26 in	30x66 cm	12x26 in

Power

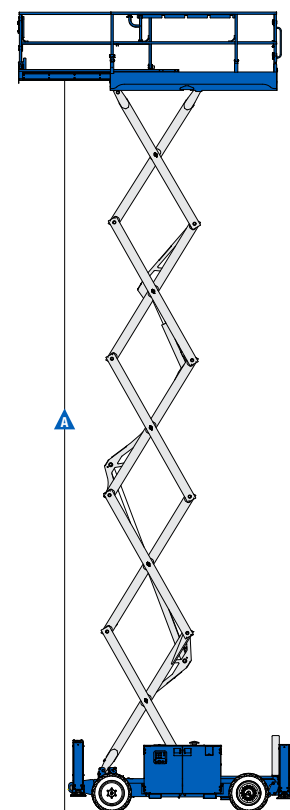
Power source	Kubota D-1105 Diesel 24.8 hp					
Fuel tank capacity	37.9 L	10 gal	37.9 L	10 gal	37.9 L	10 gal
Hydraulic system capacity	68.1 L	18 gal	68.1 L	18 gal	68.1 L	18 gal

Weight*****

	3,739 kg	8,243 lbs	3,921 kg	8,643 lbs	5,078 kg	11,193 lbs
--	----------	-----------	----------	-----------	----------	------------

Standards Compliance

ANSI A92.6, CSA B354.2, CE Compliance, AS 1418.10



* The metric equivalent of working height adds 2 m to platform height. U.S. Adds 6 ft to platform height.

*** CE/AUS markets: GS™-3369 and GS™-4069 are limited to 2 person platform occupancy when used outdoors.

**** Gradeability applies to driving on slopes. Gradeability may vary depending on the weight of options installed on machine. See operator's manual for details regarding slope ratings.

***** Weight varies depending on options and country standards.

Self-Propelled Scissor Lifts

GS™ -2669 RT, GS-3369 RT, GS-4069 RT

Features

Standard Features

Measurements

GS-2669 RT

- 9.70 m (31 ft 3 in) working height
- Up to 680 kg (1,500 lbs) lift capacity

GS-3369 RT

- 11.75 m (38 ft) working height
- Up to 454 kg (1,000 lbs) lift capacity

GS-4069 RT

- 14.12 m (45 ft 9 in) working height
- Up to 363 kg (800 lbs) lift capacity

Productivity

- 2.79 x 1.6 m (110 x 63 in) steel frame platform with replaceable aluminum deck
- 1.52 m (5 ft) extension deck
- Automatic leveling hydraulic outriggers
- Folding guardrails
- Proportional lift and drive
- Full height swing gate
- 4WD
- Front oscillating axle
- Positive traction control
- Four-wheel braking
- Swing-out engine tray
- Non-marking foam-filled rough terrain tyres (eco fill)
- Tilt level sensor with audible alarm
- Descent alarm
- Horn
- Hour meter
- Dual flashing beacons
- Platform overload system
- Motion alarm
- Hydraulic oil cooler

Power

- Kubota Diesel 18.5 kW (24.8 hp)

Options & Accessories

Productivity

- Air line to platform
- Platform work lights

Power Options

- Cold weather package
- 240 Volt power to platform
- 7 kVA Hydraulic generator (240 V / 50 Hz)

