

SELF-PROPELLED SCISSOR LIFTS

GS™-2668 DC & GS™-3268 DC

Specifications

MODELS	GS™-2668 DC		GS™-3268 DC	
	Metric	US	Metric	US
Working height maximum*	9.92 m	32 ft	11.75 m	38 ft
A Platform height	7.92 m	26 ft	9.75 m	32 ft
B Platform height - stowed	1.19 m	3 ft 10.75 in	1.31 m	4 ft 3.75 in
C Platform length - outside	2.51 m	8 ft 3 in	2.51 m	8 ft 3 in
- extended	3.96 m	13 ft	3.96 m	13 ft
Slide-out platform extension deck	1.52 m	5 ft	1.52 m	5 ft
D Platform width - outside	1.55 m	5 ft 1 in	1.55 m	5 ft 1 in
Toeboard height	0.15 m	6 in	0.15 m	6 in
E Height - stowed	2.32 m	7 ft 5.5 in	2.45 m	8 ft 3 in
- rails lowered	1.70 m	5 ft 7 in	1.83 m	6 ft
F Length - stowed	2.67 m	8 ft 9 in	2.67 m	8 ft 9 in
- platform extended	4.19 m	13 ft 9 in	4.19 m	13 ft 9 in
G Width	1.73 m	5 ft 8 in	1.73 m	5 ft 8 in
H Wheelbase	1.85 m	6 ft 1 in	1.85 m	6 ft 1 in
I Ground clearance - centre	0.20 m	8 in	0.20 m	8 in

PRODUCTIVITY

Maximum platform capacity** - indoor	4	4	4	4
- outdoor	4	4	2	2
Lift capacity	567 kg	1,250 lbs	454 kg	1,000 lbs
Extension deck capacity	136 kg	300 lbs	136 kg	300 lbs
Drive speed maximum - stowed	4.8 km/h	3.0 mph	4.8 km/h	3.0 mph
Drive speed maximum - raised	0.8 km/h	0.5 mph	0.8 km/h	0.5 mph
Gradeability - stowed***	30%	30%	25%	25%
Turning radius - inside	1.52 m	5 ft	1.52 m	5 ft
Turning radius - outside	3.68 m	12 ft 1 in	3.68 m	12 ft 1 in
Raise/lower speed	30 / 35 sec	30 / 35 sec	40 / 37 sec	40 / 37 sec
Controls	proportional		proportional	
Drive	dual rear wheel		dual rear wheel	
Multiple disc brakes	dual rear wheel		dual rear wheel	
Tyres - solid non-marking	22 x 55 cm	9 x 21.5 in	22 x 55 cm	9 x 21.5 in

POWER

Power source	48 V DC (eight 225 Ah batteries)		48 V DC (eight 225 Ah batteries)	
Hydraulic system capacity	36 L	9.5 gal	36 L	9.5 gal

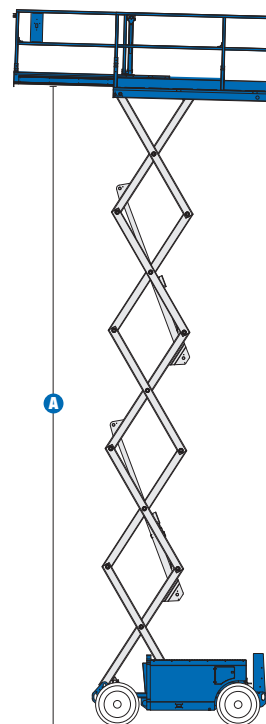
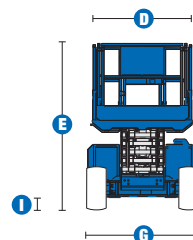
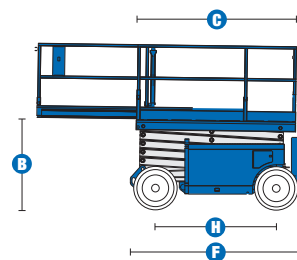
WEIGHT****

	2,833 kg	6,246 lbs	3,621 kg	7,983 lbs
--	----------	-----------	----------	-----------

STANDARDS COMPLIANCE

ANSI A92.6, CSA B354.2, CE Compliance, AS 1418.10

* The metric equivalent of working height adds 2 m to platform height. U.S. adds 6 ft to platform height.
 ** CE/AUS markets: GS-3268 limited to 2 person platform occupancy when used outdoors.
 *** Gradeability applies to driving on slopes. See operator's manual for details regarding slope ratings.
 **** Weight varies depending on options and country standards.



SELF-PROPELLED SCISSOR LIFTS

GS™ -2668 DC & GS™ -3268 DC

Features

STANDARD FEATURES

MEASUREMENTS

GS™-2668DC

- 9.92 m (32 ft) working height
- Up to 567 kg (1,250 lbs) lift capacity

GS™-3268DC

- 11.75 m (38 ft) working height
- Up to 454 kg (1,000 lbs) lift capacity

PRODUCTIVITY

- 2.51 m x 1.55 m (8 ft 3 in x 5 ft 1 in) steel frame platform with replaceable diamond plate aluminium deck
- 1.52 m (5 ft) extension deck
- Folding guardrails
- Dual rear wheel drive
- Proportional lift and drive
- Platform control with battery charge indicator and diagnostic display
- Full height swing gate
- Lanyard attachment points
- Manual platform lowering valve
- Dual rear wheel rim brakes
- Manual brake release
- Tilt alarm
- Descent alarm
- Horn
- Hour meter
- Solid non-marking tyres
- Dual flashing beacons
- Motion alarm

POWER

- 48 V DC (eight 6 V 225 Ah batteries)
- 48 V smart charger

OPTIONS & ACCESSORIES

PRODUCTIVITY

- Air line to platform
- Platform work lights

POWER OPTIONS

- 240 V power to platform

