

Self-Propelled Telescopic Booms

SX-125 XC™

Specifications

Models	SX-125 XC	
Measurements	Metric	US
Working height maximum*	40.10 m	131 ft
Platform height maximum	38.10 m	125 ft
Horizontal reach maximum	24.38 m	80 ft
Below ground reach	2.69 m	8 ft 10 in
A Platform length - 8 ft model	0.91 m	3 ft
Platform length - 6 ft model	0.76 m	2 ft 6 in
B Platform width - 8 ft model	2.44 m	8 ft
Platform width - 6 ft model	1.83 m	6 ft
C Height - stowed	3.05 m	10 ft
D Length - stowed	14.25 m	46 ft 9 in
Length - transport (jib tucked under)	12.19 m	40 ft
E Width - axles retracted	2.49 m	8 ft 2 in
Width - axles extended	3.94 m	12 ft 11 in
F Wheelbase	4.11 m	13 ft 6 in
G Ground clearance - center	38.1 cm	15 in

Productivity

Maximum lift capacity - unrestricted	300 kg	660 lb
- restricted	454 kg	1,000 lb
Platform rotation	160°	
Vertical jib rotation - up/down	135°	
Turntable rotation	360° continuous	
Turntable tailswing - axle retracted	0.56 m	1 ft 10 in
Turntable tailswing - axle extended	1.02 m	3 ft 4 in
Drive speed - stowed	4.9 km/h	3.0 mph
- raised (below 125 ft)	0.6 km/h	0.38 mph
Gradeability - stowed**	40%	
Turning radius - axle retracted: inside	8.03 m	26 ft 4 in
outside	9.96 m	32 ft 8 in
Turning radius - axle extended: inside	2.90 m	9 ft 6 in
outside	6.17 m	20 ft 3 in
Controls	12 V DC proportional	
Tyres - RT foam filled	445D50/710HD	

Power

Power source	Deutz TD 2011 L04i, 74 hp (55 kW), Stage IIIA, air-cooled	
	Deutz TD2.9 L4, 74 hp (55 kW), Stage IIIB, water-cooled	
Auxiliary power unit	12 V DC	
Hydraulic tank capacity	208 L	55 gal
Fuel tank capacity	151 L	40 gal

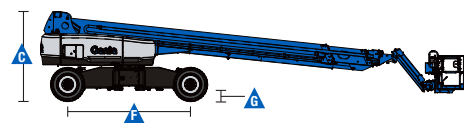
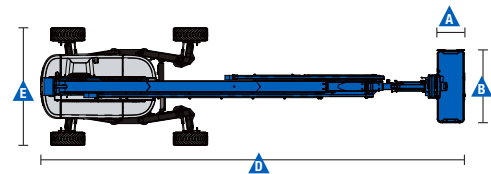
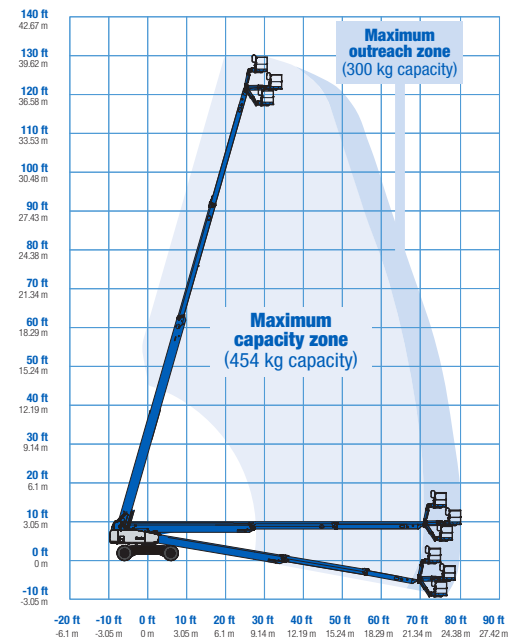
Weight***

4WD	20,700 kg	45,636 lbs
-----	-----------	------------

Standards Compliance

EU Directives: 2006/42/EC - Machinery (harmonized standard EN280); 2004/108/EC (EMC); 2000/14/EC (Outdoor Noise)

Range Of Motion SX-125 XC



* The metric equivalent of working height adds 2 m to platform height. U.S. adds 6 ft to platform height.

** Gradeability applies to driving on slopes. See operator's manual for details regarding slope ratings.

*** Weight will vary depending on options and/or country standards.

Self-Propelled Telescopic Booms

SX-125 XC™

Features

Standard Features

Measurements

- 40.10 m (131 ft) working height
- 27.43 m (80 ft) horizontal reach
- 300 kg (660 lb) unrestricted and 454 kg (1,000 lb) restricted lift capacity

Productivity

- 1.52 m (5 ft) jib boom
- Self-leveling platform
- 160° hydraulic platform rotation
- Thumb rocker steering
- Two work lights on chassis and platform
- Proportional joystick controls
- Hydraulic oil cooler
- Drive enable system
- Chassis tilt drive function cut-out
- AC power cord to platform
- Horn
- Hour meter
- Tilt alarm
- Descent motion & travel alarms
- Flashing beacon
- 360° continuous turntable rotation
- Platform & ground control box covers
- Positive traction drive
- Two speed wheel motors
- Four wheel high angle steer
- Four steering modes: front, rear, crab and coordinated
- On board full diagnostics and engine monitoring display
- Telematics ready connector
- Lift Guard™ Contact Alarm

Power

- All engines are emissions compliant
- 12 V DC auxiliary power
- Anti-restart engine protection
- Auto engine fault shutdown
- Intake air heater

- Engine gauge display

Drive/Steer

- 4 x 4 (standard)
- 4 wheel steer (standard)

Axles

- Mini XChassis™ extendable axles

Tyres

- Rough terrain foam-filled (standard)

Options & Accessories

Productivity Options

- Half-mesh platform inserts
- Platform auxiliary top rail
- Power to platform: plug, socket, with optional Residual-current Circuit Breaker with Overcurrent protection ⁽¹⁾
- Dual axis joystick steering
- Biodegradable hydraulic oil
- Hostile environment kit ⁽²⁾
- Panel cradle package
- Track & Trace ⁽¹⁾ (GPS unit providing machine location & operating information)
- Operator Protective Structure ⁽³⁾

Power Options

- AC Generator Packages (110V/60 Hz, 110V/50Hz, 240V/50 Hz), 3000 W, hydraulically driven
- Diesel catalytic scrubber muffler ⁽²⁾
- Diesel air intake pre-cleaner ⁽²⁾



⁽¹⁾ Includes a first 2 years subscription

⁽²⁾ Factory-fit option only

⁽³⁾ Aftermarket only