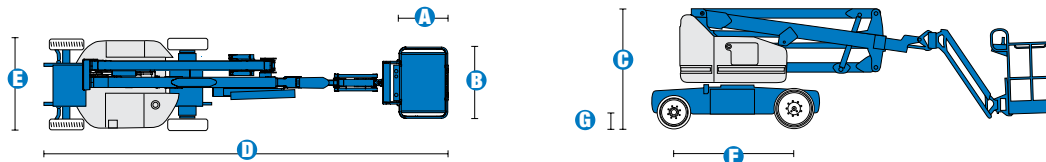


**SELF-PROPELLED ARTICULATING BOOMS**

**Z™-40/23N RJ**

**Specifications**



**MODEL Z™-40/23N RJ**

MEASUREMENTS	Metric	US
Working height maximum*	14.32 m	46 ft 5 in
Platform height maximum	12.32 m	40 ft 5 in
Horizontal reach maximum	6.91 m	22 ft 8 in
Up and over clearance maximum	6.48 m	21 ft 3 in
<b>A</b> Platform length	0.76 m	2 ft 6 in
<b>B</b> Platform width	1.17 m	3 ft 10 in
<b>C</b> Height - stowed	1.98 m	6 ft 6 in
<b>D</b> Length - stowed	6.53 m	21 ft 5 in
<b>E</b> Width	1.50 m	4 ft 11 in
<b>F</b> Wheelbase	1.96 m	6 ft 5 in
<b>G</b> Ground clearance - centre	0.18 m	7 in

**PRODUCTIVITY**

Lift capacity	227 kg	500 lbs
Platform rotation	180°	180°
Vertical jib rotation	128°	128°
Horizontal jib rotation	180°	180°
Turntable rotation	355° non-continuous	
Turntable tailswing	0.13 m	5 in
Drive speed - stowed	7.2 km/h	4.5 mph
Drive speed - raised**	1.1 km/h	0.68 mph
Gradeability - stowed***	30%	30%
Turning radius - inside	0.87 m	2 ft 11 in
Turning radius - outside	3.20 m	10 ft 6 in
Controls	24 V DC proportional	
Tyres - front	56 x 18 x 45 cm	22 x 7 x 17.75 in
Tyres - rear	64 x 18 x 45 cm	25.6 x 7 x 17.75 in

**POWER**

Power source	48 V DC (eight 6V batteries) 350 Ah capacity	
Drive system	29V 3 phase AC	29V 3 phase AC
Auxiliary power unit	24V DC	24V DC
Hydraulic tank capacity	30.2L	8 gal

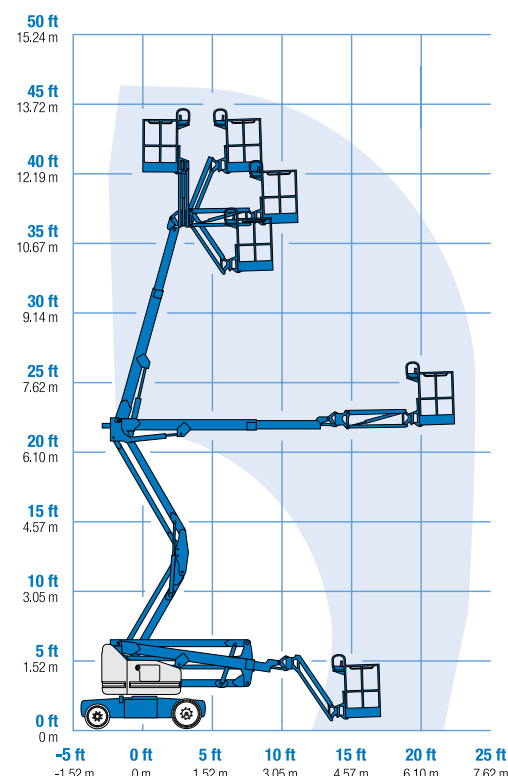
**WEIGHT\*\*\*\***

	6,940 kg	15,300 lbs
--	----------	------------

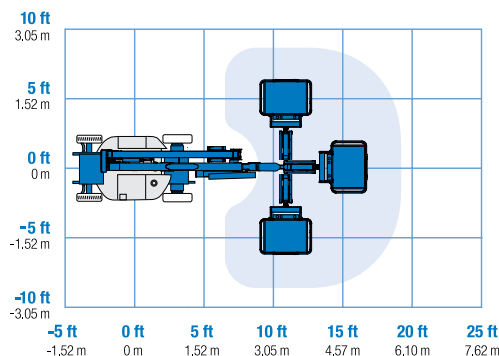
**STANDARDS COMPLIANCE** ANSI A92.5, CSA B354.4, CE Compliance, AS 1418.10

\* The metric equivalent of working height adds 2m to platform height. U.S. adds 6ft to platform height.  
 \*\* In lift mode \*(platform raised), the machine is designed to operated on firm, level surfaces only.  
 \*\*\* Gradeability applies to driving on slopes. See operator's manual for details regarding slope ratings.  
 \*\*\*\* Weight will vary depending on options and/or country standards.

**RANGE OF MOTION Z™-40/23N RJ**



**JIB RANGE OF MOTION Z™-40/23N RJ**



**SELF-PROPELLED ARTICULATING BOOMS**

**Z™-40/23N RJ**

**Features**

**STANDARD FEATURES**

**MEASUREMENTS**

**Z™-40/23N RJ**

- 14.32 m (46 ft 5 in) working height
- 6.91 m (22 ft 8 in) horizontal reach
- 6.48 m (21 ft 3 in) up and over clearance
- Up to 227 kg (500 lbs) lift capacity

**PRODUCTIVITY**

- 1.17 m (3 ft 10 in) steel platform
- 1.22 m (4 ft) horizontal rotating jib boom 130° with working range
- 2WD Electric AC
- Solid rubber non-marking
- 1.50 m (4 ft 11 in) width
- 0.87 m (2 ft 11 in) inside turning radius
- Self-leveling platform
- Hydraulic platform rotation
- Fully proportional controls
- Thumb rocker steer
- Drive enable
- Horn
- Hour meter
- Tilt alarm
- Alarm package
- Hydraulic filter condition monitor
- 355° non-continuous turntable rotation
- Variable speed high efficiency hydraulic power unit
- AC electric drive system
- Traction control
- On-board easy to understand diagnostics
- Dual flashing beacons

**POWER**

- 48V DC deep cycle battery pack
- 24V DC auxiliary power
- Universal 30A battery smart charger
- Battery charge indicator
- Low battery voltage interrupt

**OPTIONS & ACCESSORIES**

**PRODUCTIVITY**

- Platform swing gate
- Half-mesh platform inserts with swing gate
- Air line to platform
- Fire resistant hydraulic oil
- Biodegradable hydraulic oil
- Hostile environment package
- Tool tray
- Fluorescent tube caddy
- Platform work lights
- Front driving lights
- Lockable platform control box cover
- Retained key selector switch

**POWER OPTIONS**

- 240V power to platform

