

**E SERIES**

ELECTRIC BOOM LIFTS



**Performance**

<b>Platform Height</b>		
E300AJP	29 ft 5 in.	8.96 m
E400AJPN	40 ft	12.19 m
E450AJ	45 ft	13.72 m
<b>Horizontal Outreach</b>		
E300AJP	20 ft 1 in.	6.12 m
E400AJPN	22 ft 5 in.	6.83 m
E450AJ	23 ft 9 in.	7.24 m
<b>Up and Over Height</b>		
E300AJP	13 ft 2 in.	4.01 m
E400AJPN	21 ft 6 in.	6.55 m
E450AJ	25 ft 3 in.	7.7 m
<b>Swing</b>		
E300AJP	350° Non-continuous	
E400AJPN/E450AJ	360° Non-continuous	
<b>Platform Capacity</b>	500 lb	227 kg
<b>Platform Rotator</b>	180° Hydraulic	
<b>Weight</b>		
E300AJP	15,705 lb	7,123 kg
E400AJPN	14,900 lb	6,759 kg
E450AJ	14,400 lb	6,532 kg
<b>Ground Bearing Pressure</b>		
E300AJP	170 psi	11.95 kg/cm <sup>2</sup>
E400AJPN	185 psi	13 kg/cm <sup>2</sup>
E450AJ	110 psi	7.6 kg/cm <sup>2</sup>
<b>Max Drive Speed</b>		
E300AJP	4.5 mph	7.2 km/h
E400AJPN	4.5 mph	7.2 km/h
E450AJ	4.5 mph	7.2 km/h
<b>Gradeability</b>		
E300AJP	25%	
E400AJPN	30%	
E450AJ	30%	
<b>Turning Radius (inside)</b>		
E300AJP	5 ft	1.52 m
E400AJPN	2 ft 10 in.	.86 m
E450AJ	2 ft	.61 m
<b>Turning Radius (outside)</b>		
E300AJP	10 ft 2 in.	3.1 m
E400AJPN	10 ft 4 in.	3.15 m
E450AJ	10 ft 4 in.	3.15 m



**Tires**

• E300AJP	25 x 7 x 12 Solid Non-marking
• E400AJPN (front)	22 x 6 x 17.5 Solid Non-marking
• E400AJPN (rear)	25 x 7 x 12 Solid Non-marking
• E450AJ	240/55-17.5 Foam Filled

**Standard Features**

- Automatic Traction Control (ATC)
- Side Entry Platform
- 180 Degree Hydraulic Platform Rotator
- 110V-AC Receptacle on Platform
- Tilt Light and Alarm
- Hourmeter
- Battery Condition Indicator
- Lifting/Tie Down Lugs
- Horn
- All Motion Alarm
- Eight 6V 370 amp-hr Deep Cycle Batteries
- Brushless AC Motors
- Load Sensing System
- SkyGuard Skyline™

**Accessories & Options**

- Inward Self-closing Swing Gate
- SkySense™ (E450AJ Only)
- Flashing Amber Beacon
- Operator Tool Tray

Additional accessories and options available via JLG Aftermarket.

**Standard Specifications**

**Power Source**

Electrical System	48V DC
Batteries	8 x 6V, 370 amp-hr (305 amp-hr on E300)
Drive Motors	Dual Electric Traction—Brushless AC

**Hydraulic System**

• E300AJP	2.1 gal.	7.95 L
• E400AJPN	4 gal.	15.14 L
• E450AJ	4 gal.	15.14 L
• Motor/Pump	Permanent Magnet Motor/Gear Pump	

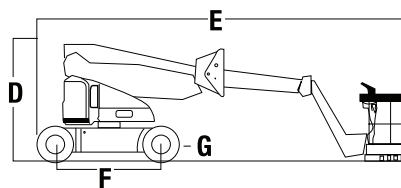
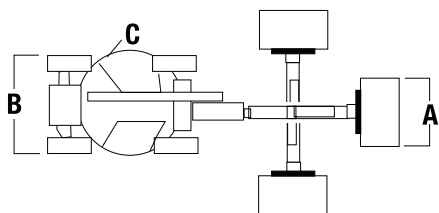
**E SERIES**

ELECTRIC BOOM LIFTS



**Dimensions**

All dimensions are approximate.



**A. Platform Size**

E300AJP	30 x 48 in.	0.76 x 1.22 m
E400AJPN	30 x 48 in.	0.76 x 1.22 m
E450AJ	30 x 60 in.	0.76 x 1.52 m

**C. Tailswing**

E300AJP	Zero
E400AJPN	4 in. 10 cm
E450AJ	Zero

**E. Stowed Length**

E300AJP	18 ft 10 in.	5.74 m
E400AJPN	22 ft	6.71 m
E450AJ	21 ft 2 in.	6.45 m

**G. Ground Clearance**

E300AJP	4 in.	10 cm
E400AJPN	5 in.	13 cm
E450AJ	8 in.	20 cm

**B. Overall Width**

E300AJP	4 ft	1.22 m
E400AJPN	4 ft 11 in.	1.5 m
E450AJ	5 ft 9 in.	1.75 m

**D. Stowed Height**

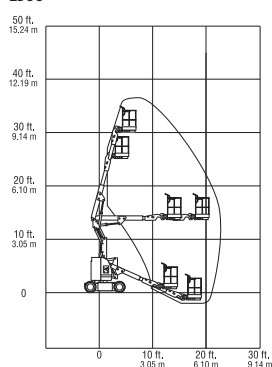
E300AJP	6 ft 7 in.	2.01 m
E400AJPN	6 ft 5.75 in.	1.97 m
E450AJ	6 ft 7 in.	2.01 m

**F. Wheelbase**

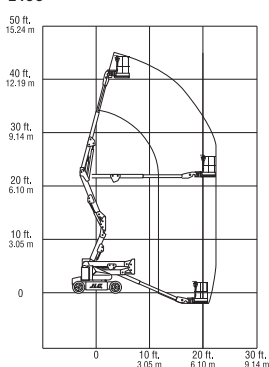
E300AJP	5 ft 5 in.	1.65 m
E400AJPN	6 ft 7 in.	2.01 m
E450AJ	6 ft 7 in.	2.01 m

**Reach Diagrams**

**E300**



**E400**



**E450**

