

# E SERIES

ELECTRIC ARTICULATING BOOM LIFTS



## Performance

Platform Height	
E300AJP	8.97 m
E/M400AJPn	12.19 m
E/M450AJ	13.72 m
Horizontal Outreach	
E300AJP	6.12 m
E/M400AJPn	6.83 m
E/M450AJ	7.24 m
Up and Over Height	
E300AJP	4.0 m
E/M400AJPn	6.55 m
E/M450AJ	7.7 m
Swing	
E300AJP	355° Non-Continuous
E/M400AJPn	360° Non-Continuous
E/M450AJ	360° Non-Continuous
Platform Capacity	230 kg
Platform Rotator	180° Hydraulic
Weight	
E300AJP	7,100 kg
E400AJPn	6,759 kg
M400AJPn	6,863 kg
E450AJ	6,670 kg
M450AJ	6,700 kg
Overall Jib Length	
E300AJP	1.22 m
E/M400AJPn	1.24 m
E/M450AJ	1.24 m
Jib Rotation Range	
E300AJP	180°
E/M400AJPn	180°
E/M450AJ	N/A
Jib Articulation Range	
E300AJP	144° (+84° / - 60°)
E/M400AJPn	141° (+86° / -55°)
E/M450AJ	141° (+86° / -55°)
Drive Speed	
E300AJP	7.2 km/h
E/M400AJPn	7.2 km/h
E/M450AJ	7.2 km/h
Gradeability	
E300AJP	25%
E/M400AJPn	30%
E/M450AJ	30%
Turning Radius (Inside)	
E300AJP	1.52 m
E/M400AJPn	0.86 m
E/M450AJ	0.61 m
Turning Radius (Outside)	
E300AJP	3.10 m
E/M400AJPn	3.15 m
E/M450AJ	3.15 m

## Standard Specifications

### Power

Electrical System	48V DC
Batteries	8 x 6V, 370 amp-hr (305 amp-hr on E300AJP)
Drive Motors	Dual Electric Traction—AC
'M' Models Generator Set	
Diesel Engine	Kubota 45 amp 4.99kW
Fuel Tank Capacity	15.2 L



### Hydraulic System

E300AJP	11.4 L
E/M400AJPn	19.0 L
E/M450AJ	19.0 L
Motor / Pump	Permanent Magnet Motor / Gear Pump

### Tyres

E300AJP	25 x 7 x 12 Solid Non-Marking
E/M400AJPn	Front 22 x 6 x 17.5 Solid Non-Marking Back 25 x 7 x 12 Solid Non-Marking
E/M450AJ	240/ 55-17.5 Foam Filled Non-marking

### Standard Features

- Automatic Traction Control (ATC)
- Side Entry Platform
- Inward Self-Closing Self-Locking Swing Gate
- 180 Degree Hydraulic Platform Rotator
- Tilt Alarm/Indicator Light
- Flashing Amber Beacon
- Hourmeter
- Proportional Controls
- Battery Condition Indicator
- Lifting/Tie Down Lugs
- Horn
- Cylinder bellows
- Flashing Amber Beacon
- Motion Alarm

### Accessories & Options

- Mesh to Mid Rail
- 1/2 in. Air Line to Platform
- Skyguard
- Squawker / White Noise Motion Alarm
- Acrylic Console Shield
- Platform Worklights
- AC Outlet to Platform including ELCB

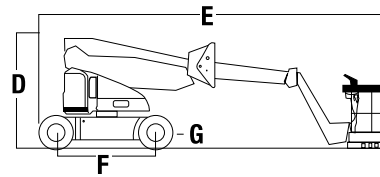
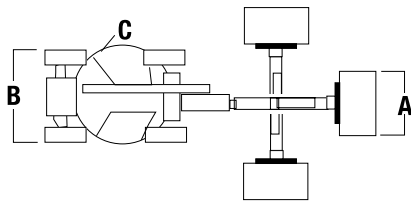
**E SERIES**

ELECTRIC ARTICULATING BOOM LIFTS



**Dimensions**

All dimensions are approximate.



**A. Platform Size**

E300AJP	0.76 x 1.22 m
E/M400AJPn	0.76 x 1.22 m
E/M450AJ	0.76 x 1.52 m

**C. Tailswing**

E300AJP	Zero
E/M400AJPn	Zero
E/M450AJ	Zero

**E. Stowed Length**

E300AJP	5.74 m
E/M400AJPn	6.71 m
E/M450AJ	6.45 m

**G. Ground Clearance**

E300AJP	10 cm
E/M400AJPn	13 cm
E/M450AJ	20 cm

**B. Overall Width**

E300AJP	1.22 m
E/M400AJPn	1.5 m
E/M450AJ	1.75 m

**D. Stowed Height**

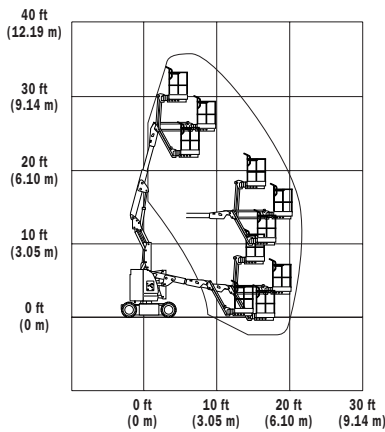
E300AJP	2.01 m
E/M400AJPn	1.97 m
E/M450AJ	2.01 m

**F. Wheelbase**

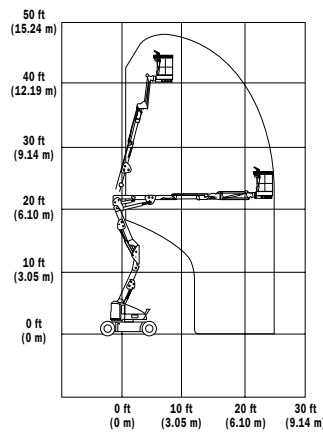
E300AJP	1.65 m
E/M400AJPn	2.01 m
E/M450AJ	2.01 m

**Reach Diagrams**

**E300AJP**



**E/M400AJP NARROW**



**E/M450AJ**

